

## Web Hosting Top - Largest Webhosting Directory

WHTop is a website with editorials and user reviews unique by its very rich content and high quality! Since its inception in 2004, it's represent a pioneer in webhosting ratings worldwide, the most reliable resource for web hosting customer reviews! whtop.com contain a huge database of web hosting plans, reviews & coupons, offering unique features to our community and listed companies, see details.

### Where is hosted a website, extensive info!

e.g. yahoo.com or 139.130.4.5



- Where is hosted a website (Country, Region, City, ISP) and extras (DNS zone, Social accounts..)
- IPv4 and IPv6 Lookup location: Country, Region, City, ISP, Latitude, Longitude

WHTOP.COM

TOP 5%



**8.56**

Trust Score  
on a scale from 1 to 10



TOP 5%



**4**

Site Rank  
out of 58 reviewers



TOP 10%



**141**

Hosts Rated  
out of 5,401 monitored



TOP 10%



**3,013**

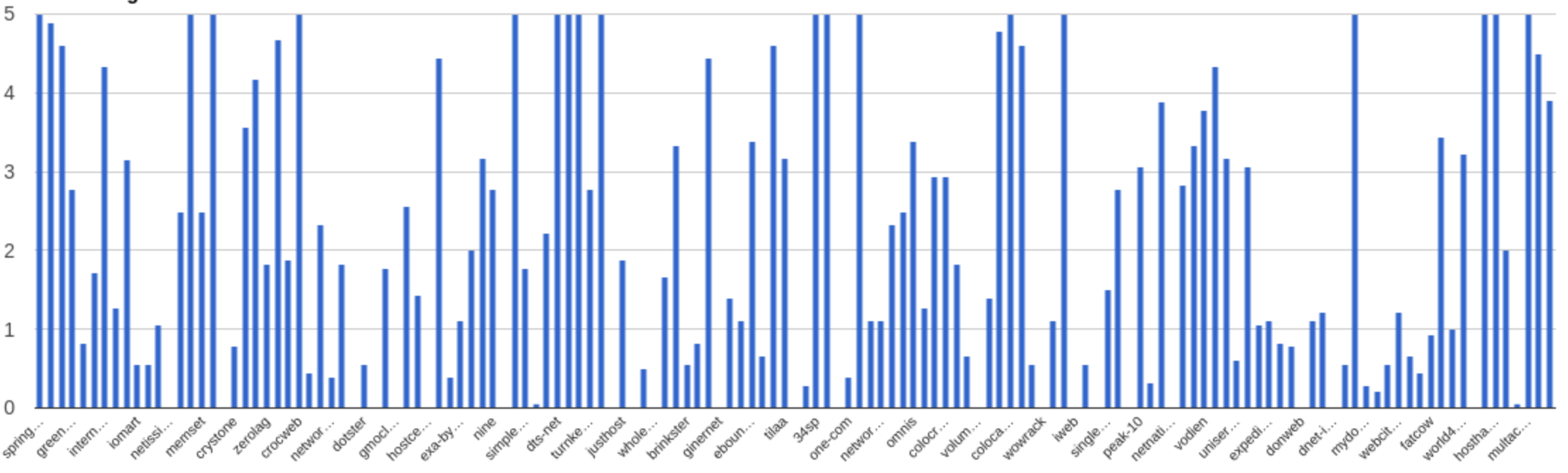
Hosting Reviews  
out of 411,703 analyzed



### Ratings Histogram

RAW SORTED

#### Host ratings

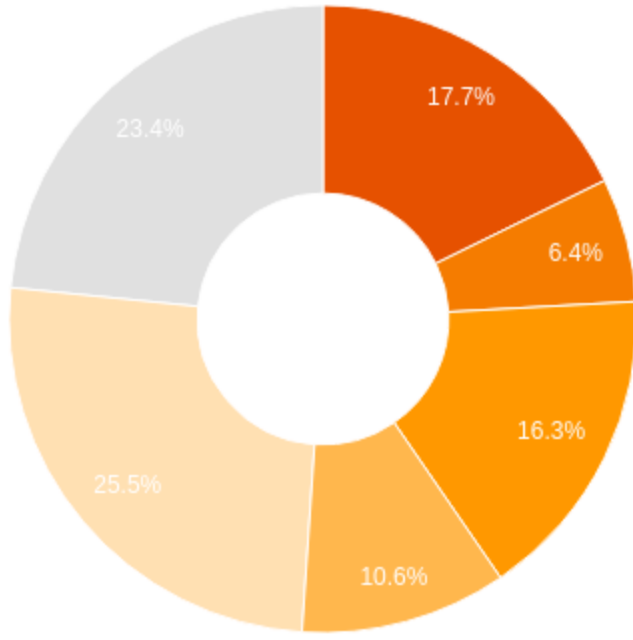


Ratings: 141 | Mean: 2.08 | Median: 1.67 | StDev: 1.77 | Skewness: 0.44

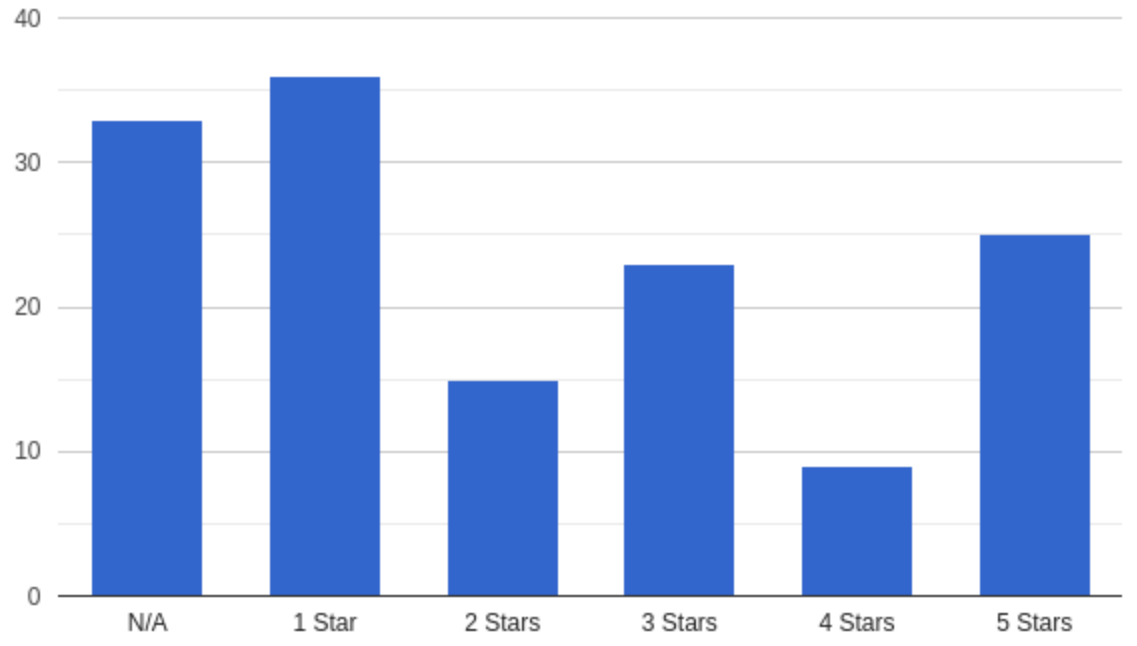
### Ratings Distribution

HELP

#### Pie chart



#### Bar chart



Ratings: 141, grouped | Mean: 5.1 | Median: 2 | StDev: 1.79 | Skewness: 0.42

### Provider Ratings

HELP

Filter: Type to filter...

Show: 10

Host	Assigned Rating		Performance	Global Rating		Domains Hosted		Location	Data
	Value	Reviews		Value	Sources	Total	Trend		
<a href="#">Springs Hosting</a>	5	16	GOOD	4.79	4	2,824	+7%	United States	<a href="#">Q</a> <a href="#">E</a>
<a href="#">ICDSOft</a>	4.89	6	GOOD	4.71	6	3,927	-8%	Bulgaria	<a href="#">Q</a> <a href="#">E</a>
<a href="#">Rackbank</a>	4.61	6	GOOD	4.46	4	12,558	+59%	India	<a href="#">Q</a> <a href="#">E</a>
<a href="#">GreenGeeks</a>	2.78	106	OK	3.88	31	97,948	+2%	United States	<a href="#">Q</a> <a href="#">E</a>
<a href="#">NetFirms</a>	0.83	40	POOR	1.55	14	218,154	-12%	United States	<a href="#">Q</a> <a href="#">E</a>
<a href="#">Bluehost</a>	1.72	55	OK	3.59	49	2,320,553	+6%	United States	<a href="#">Q</a> <a href="#">E</a>
<a href="#">SK TECHNOLOGY SDN BHD</a>	4.33	14	OK	3.29	3	5,424	-20%	Malaysia	<a href="#">Q</a> <a href="#">E</a>
<a href="#">Rackspace</a>	1.28	8	OK	2.95	12	463,441	-20%	United States	<a href="#">Q</a> <a href="#">E</a>
<a href="#">UK2 Net</a>	3.15	109	POOR	2.24	7	85,010	-8%	United Kingdom	<a href="#">Q</a> <a href="#">E</a>
<a href="#">iomart Group plc</a>	0.56	2	POOR	1.54	4	130,546	-12%	United Kingdom	<a href="#">Q</a> <a href="#">E</a>

Showing 1 to 10 of 141 entries