


Delivering transparency to web hosting since 2004


WEBHOSTINGGEEKS.COM

TOP 5%




7.58
Trust Score
on a scale from 1 to 10

TOP 1%




1
Site Rank
out of 58 reviewers

TOP 1%



670
Hosts Rated
out of 5,401 monitored

TOP 5%

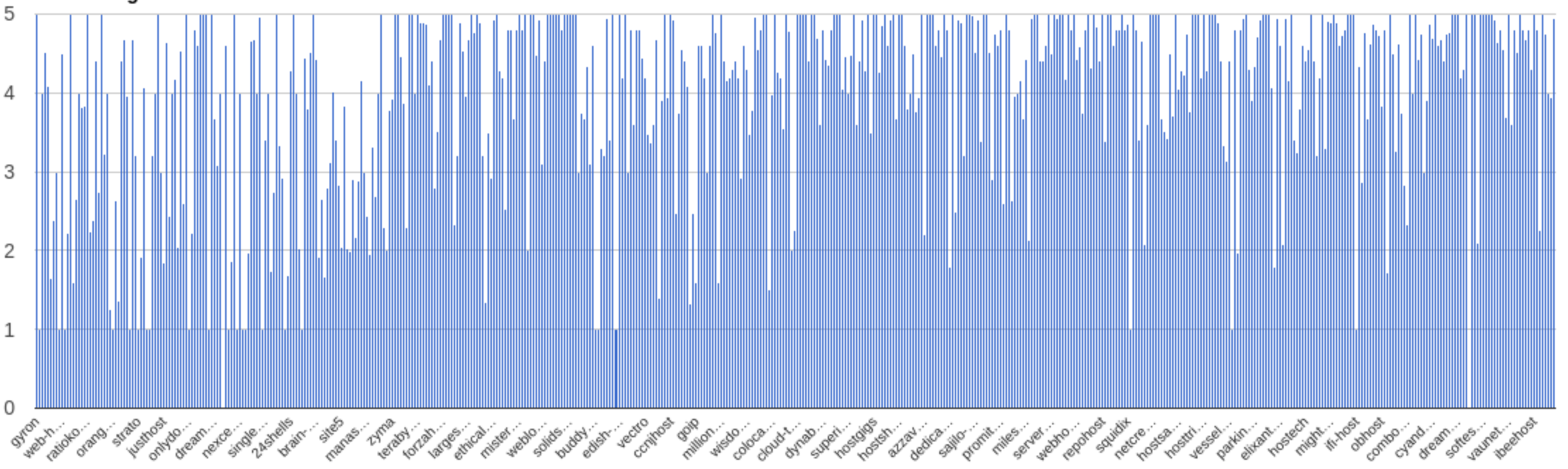


18,395
Hosting Reviews
out of 411,703 analyzed

Ratings Histogram

RAW SORTED

Host ratings

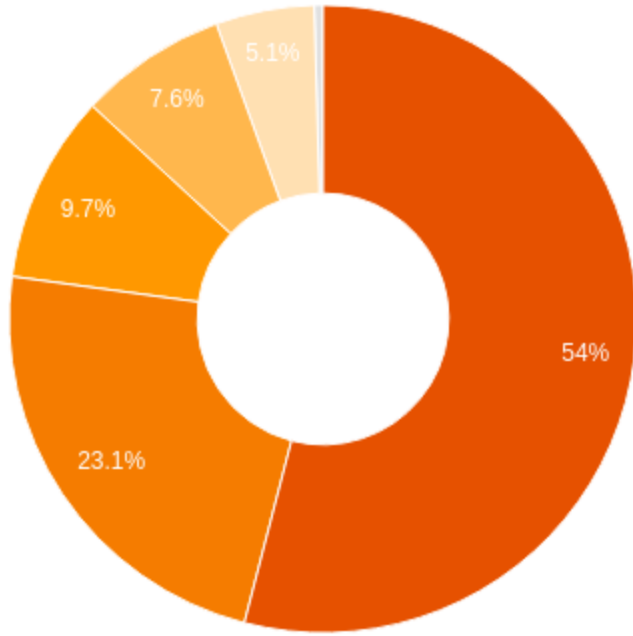


Ratings: 670 | Mean: 4.08 | Median: 4.59 | StDev: 1.16 | Skewness: -1.42

Ratings Distribution

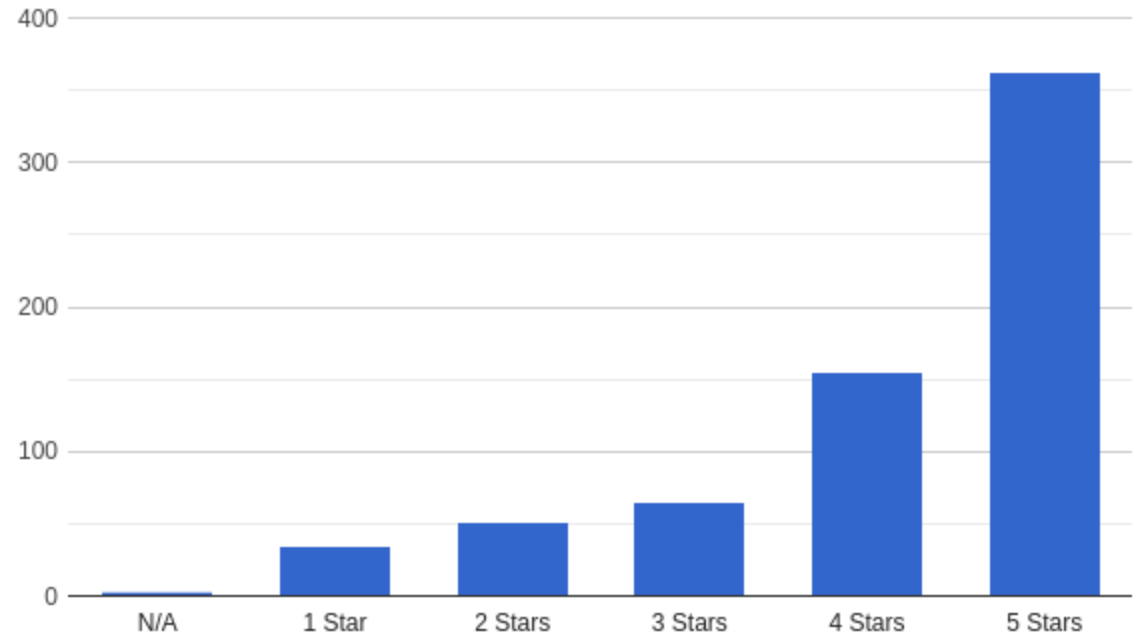
HELP

Pie chart



- 5 Stars
- 4 Stars
- 3 Stars
- 2 Stars
- 1 Star
- N/A

Bar chart



Ratings: 670, grouped | Mean: 47.6 | Median: 5 | StDev: 1.21 | Skewness: -1.34

Provider Ratings

HELP

Filter: Type to filter...



Show: 10



Host	Assigned Rating		Performance	Global Rating		Domains Hosted		Location	Data
	Value	Reviews		Value	Sources	Total	Trend		
Gyron Internet Ltd	5	1	GOOD	5	1	33,847	-14%	United Kingdom	Q E
ProSites	1	1	POOR	1	1	8,084	-2%	United States	Q E
ICDSoft	4	1	GOOD	4.71	6	3,927	-8%	Bulgaria	Q E
Rackbank	4.52	20	GOOD	4.46	4	12,558	+59%	India	Q E
GreenGeeks	4.08	496	OK	3.88	31	97,948	+2%	United States	Q E
NetFirms	1.65	98	POOR	1.55	14	218,154	-12%	United States	Q E
Bluehost	2.39	784	OK	3.59	49	2,320,553	+6%	United States	Q E
WebHostingPad	2.99	628	OK	2.66	9	36,911	-18%	United States	Q E
SK TECHNOLOGY SDN BHD	1	1	OK	3.29	3	5,424	-20%	Malaysia	Q E
Web Hosting HUB	4.5	359	GOOD	4.11	17	50,275	-12%	United States	Q E

Showing 1 to 10 of 670 entries